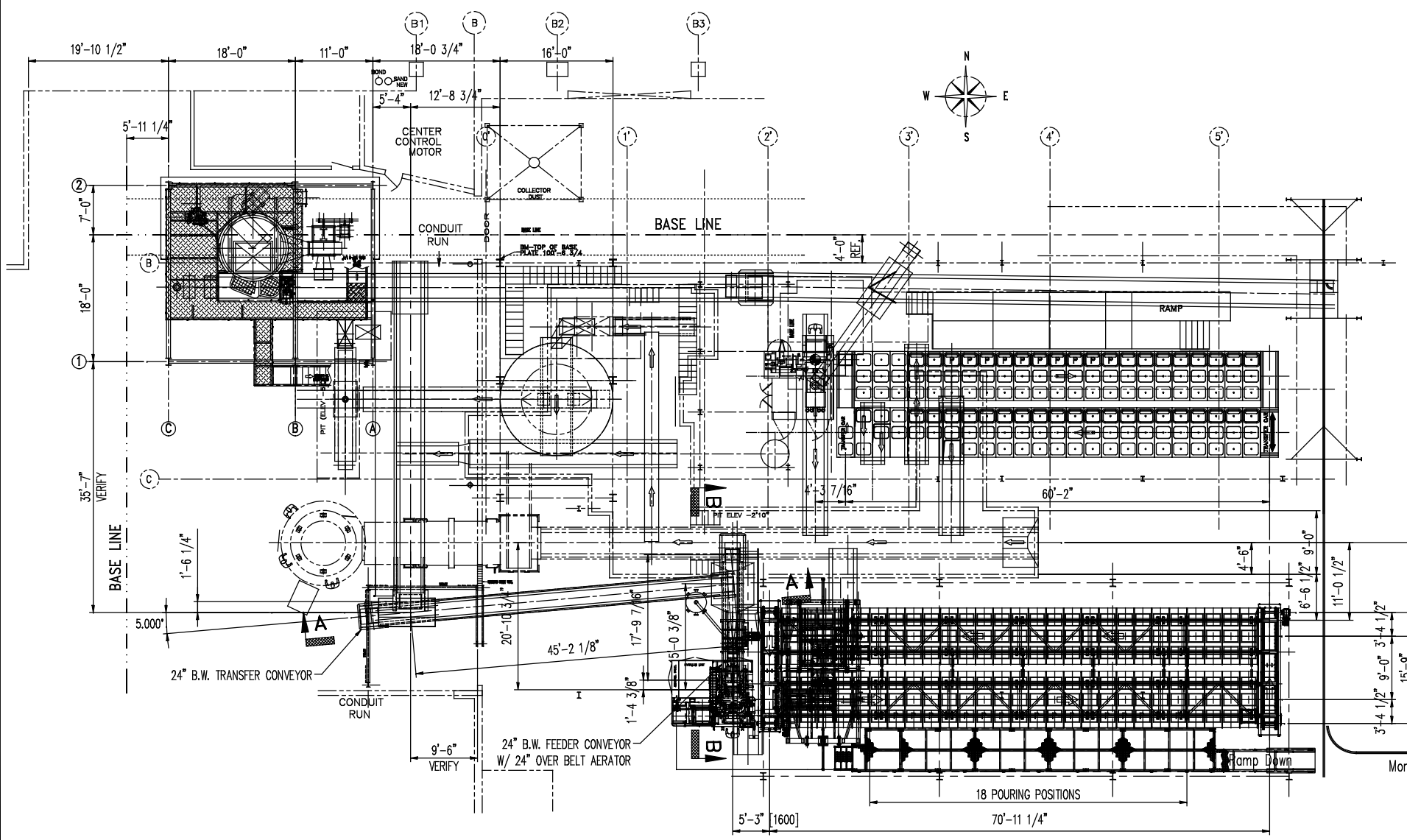



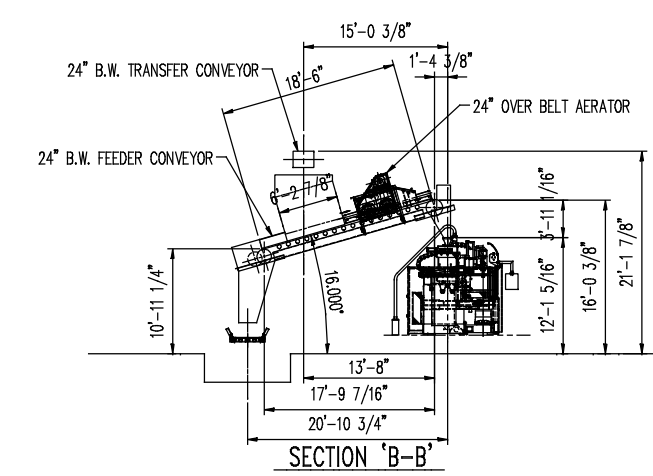
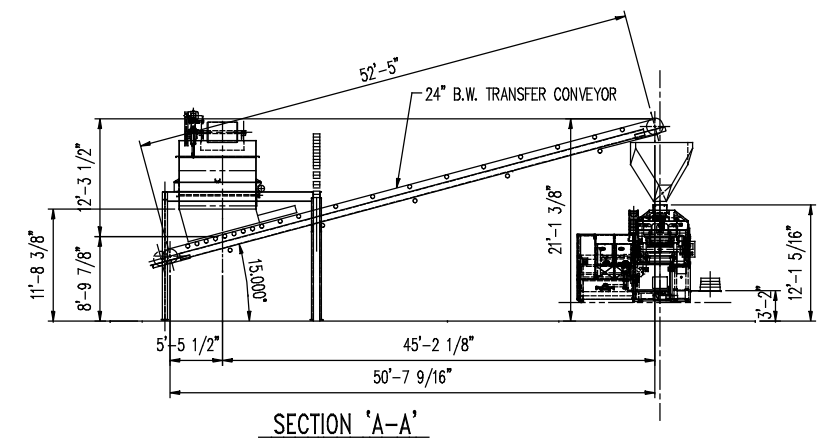
IF IN DOUBT - ASK



ITEM	QTY	UNITS	PART NO.	DESCRIPTION	WT
1	1	EA	37060-A	PROJECT MANAGEMENT	
2	1	EA	37060-B	PROJECT ENGINEERING	
3	1	EA	37060-C	24\" B.W. PREPARED SAND CONVEYOR	
4	1	EA	37060-D	24\" B.W. PREPARED SAND FEEDER	
5	1	EA	37060-E	24\" B.W. OVERBELT AERATOR	
6	1	EA	37060-F	TRUDEX SUPPORT STEEL & RAILS	
7	1	EA	37060-G	TRUDEX MOLD CARS	
8	1	EA	37060-H	TRUDEX ELECTRIC END TRANSFERS	
9	1	EA	37060-J	TRUDEX MOLD PUSHOFF	
10	1	EA	37060-K	TRUDEX WEIGHT & JACKET SHIFTER	
11	1	EA	37060-L	FLEXOWALL CONVEYOR	
12	1	EA	37060-M	SOLID VENTED JACKETS	
13	1	EA	37060-N	MOLDING MACHINE SUPPORTS	
14	1	EA	37060-O	POURING PLATFORM	
15	1	EA	37060-P	TRUDEX WEIGHT & JACKET CLEANER	
16	1	EA	37060-Q	TRUDEX ASSEMBLY & RUNOFF	
17	1	EA	37060-R	ELECTRICAL CONTROLS	
18	1	EA	37060-S	HYDRAULIC POWER UNIT	
19	1	EA	37060-T	STUCK COPE SENSOR	
20	1	EA	37060-U	MECHANICAL INSTALLATION	
21	1	EA	37060-V	ELECTRICAL INSTALLATION	
22	1	EA	37060-W	COMMISSIONING	
23	1	EA	37060-X	FREIGHT	
24	1	EA	V10-00174	MOLD DUMP CONVEYOR G.A.	



SAND DELIVERY & MOLD HANDLING SYSTEM - PLAN



RELEASED FOR APPROVAL
 BY: _____ DATE: _____
 This drawing is being released for customer review and approval. Please sign and check the appropriate box below. Return this Drawing by (date) _____ if it is not received by this date, engineering will proceed per this drawing.
 APPROVED APPROVED AS NOTED
 BY: _____ DATE: _____

JOB NO. RELEASED BY DATE	REV. 0 D SIZE	 VULCAN ENGINEERING CO. Helena, Alabama USA GARTLAND GENERAL ARRANGEMENT MATERIAL LIST
TOLERANCES UNLESS OTHERWISE SPECIFIED	This drawing and the analysis applied thereto are the property of Vulcan Engineering Company of Helena, Alabama, and are covered by patent and/or pending U.S. and foreign patents. This material is provided to you subject to the condition that it shall not be reproduced, copied, disclosed to other parties or manufacturers of similar articles, used or otherwise altered in any way or in whole, and shall not be used to furnish any information for the making of drawings, price or quotation, or parts list, unless otherwise specifically provided for by written agreement with Vulcan Engineering Company.	
DECIMALS: .XX ± .01 .XXX ± .005	DATE: 5/21/2008	SCALE: 1/8" = 1' - 0"
FRACTIONS: ± 1/32	DATE: _____	DWG: 37060
ANGULAR: ± 1°	DATE: _____	
SURFACES: 125	DATE: _____	

Nov. 12, 2014 1:23:14pm C:\Program Files\Fraunhofer\Drawings\Gartland\Overall Plan.dwg